

Now Yesterday

Search:

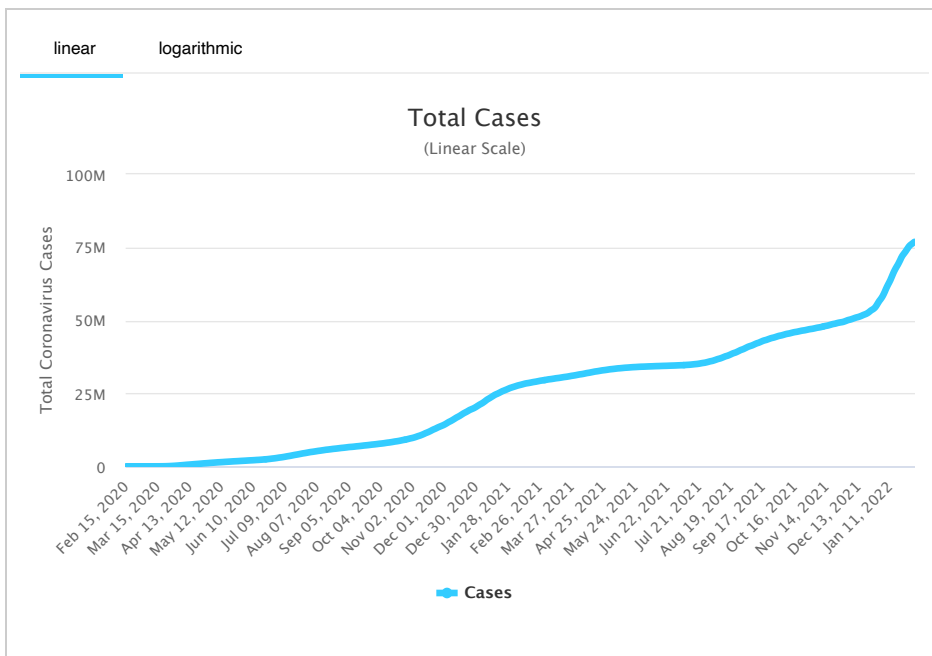
#	USA State	Total Cases	New Cases	Total Deaths	New Deaths	Total Recovered	Active Cases	Tot Cases/ 1M pop	Deaths/ 1M pop	Total Tests
	USA Total	76,882,290		917,600		47,112,620	28,852,070	232,271	2,772	908,41
1	California (/coronavirus/usa/california/)	8,180,694		80,777		N/A	N/A	207,042	2,044	137,91
2	Texas (/coronavirus/usa/texas/)	6,343,757		80,344		N/A	N/A	218,781	2,771	57,51
3	Florida (/coronavirus/usa/florida/)	5,620,938		65,273		3,682,411	1,873,254	261,710	3,039	51,71
4	New York (/coronavirus/usa/new-york/)	4,964,219		65,706		2,654,053	2,244,460	255,183	3,378	97,21
5	Illinois (/coronavirus/usa/illinois/)	2,939,099		34,966		2,117,192	786,941	231,940	2,759	51,41
6	Pennsylvania (/coronavirus/usa/pennsylvania/)	2,674,471		41,028		N/A	N/A	208,911	3,205	24,01
7	Ohio (/coronavirus/usa/ohio/)	2,595,504		33,537		2,305,731	256,236	222,045	2,869	21,01
8	North Carolina (/coronavirus/usa/north-carolina/)	2,442,891		20,904		2,149,838	272,149	232,921	1,993	24,61
9	Georgia (/coronavirus/usa/georgia/)	2,386,298		33,163		1,599,874	753,261	224,753	3,123	21,91
10	Michigan (/coronavirus/usa/michigan/)	2,283,010		32,638		1,421,905	828,467	228,601	3,268	22,81
11	New Jersey (/coronavirus/usa/new-jersey/)	2,119,298		31,663		1,260,098	827,537	238,601	3,565	17,11
12	Arizona (/coronavirus/usa/arizona/)	1,886,541		26,369		1,393,217	466,955	259,186	3,623	17,51
13	Tennessee (/coronavirus/usa/tennessee/)	1,881,741		22,776		N/A	N/A	275,544	3,335	11,61
14	Indiana (/coronavirus/usa/indiana/)	1,636,011		21,598		1,344,694	269,719	243,012	3,208	18,31
15	Massachusetts (/coronavirus/usa/massachusetts/)	1,620,268		22,255		N/A	N/A	235,077	3,229	39,31
16	Virginia (/coronavirus/usa/virginia/)	1,558,383		16,412		N/A	N/A	182,576	1,923	17,71
17	Wisconsin (/coronavirus/usa/wisconsin/)	1,526,087		12,509		N/A	N/A	262,105	2,148	14,71

18	South Carolina (/coronavirus/usa/south-carolina/)	1,394,651	15,609	906,669	472,373	270,874	3,032	15,0
19	Washington (/coronavirus/usa/washington/)	1,355,428	10,933	N/A	N/A	177,997	1,436	10,8
20	Missouri (/coronavirus/usa/missouri/)	1,344,599	17,576	851,611	475,412	219,082	2,864	13,7
21	Minnesota (/coronavirus/usa/minnesota/)	1,295,426	11,666	1,294,284	-10,524	229,700	2,069	18,0
22	Colorado (/coronavirus/usa/colorado/)	1,260,954	11,666	748,027	501,261	218,964	2,026	16,0
23	Alabama (/coronavirus/usa/alabama/)	1,229,300	17,215	N/A	N/A	250,715	3,511	7,0
24	Louisiana (/coronavirus/usa/louisiana/)	1,179,814	15,781	N/A	N/A	253,789	3,395	13,8
25	Kentucky (/coronavirus/usa/kentucky/)	1,176,470	12,996	N/A	N/A	263,329	2,909	12,8
26	Oklahoma (/coronavirus/usa/oklahoma/)	983,937	12,193	N/A	N/A	248,659	3,081	5,3
27	Maryland (/coronavirus/usa/maryland/)	958,129	13,572	N/A	N/A	158,482	2,245	17,9
28	Utah (/coronavirus/usa/utah/)	891,977	4,150	721,406	166,421	278,225	1,294	8,9
29	Iowa (/coronavirus/usa/iowa/)	799,304	8,657	576,109	214,538	253,340	2,744	8,3
30	Arkansas (/coronavirus/usa/arkansas/)	786,010	9,690	722,380	53,940	260,458	3,211	6,4
31	Kansas (/coronavirus/usa/kansas/)	739,622	7,577	512,182	219,863	253,877	2,601	2,2
32	Mississippi (/coronavirus/usa/mississippi/)	737,607	11,170	619,944	106,493	247,839	3,753	5,5
33	Connecticut (/coronavirus/usa/connecticut/)	702,426	9,908	500,280	192,238	197,018	2,779	14,5
34	Nevada (/coronavirus/usa/nevada/)	661,168	9,050	472,086	180,032	214,654	2,938	6,5
35	Oregon (/coronavirus/usa/oregon/)	643,973	6,163	400,784	237,026	152,682	1,461	9,9
36	New Mexico (/coronavirus/usa/new-mexico/)	484,454	6,488	345,884	132,082	231,041	3,094	6,3
	West Virginia	451,910	5,814	434,605	11,491	252,161	3,244	5,4

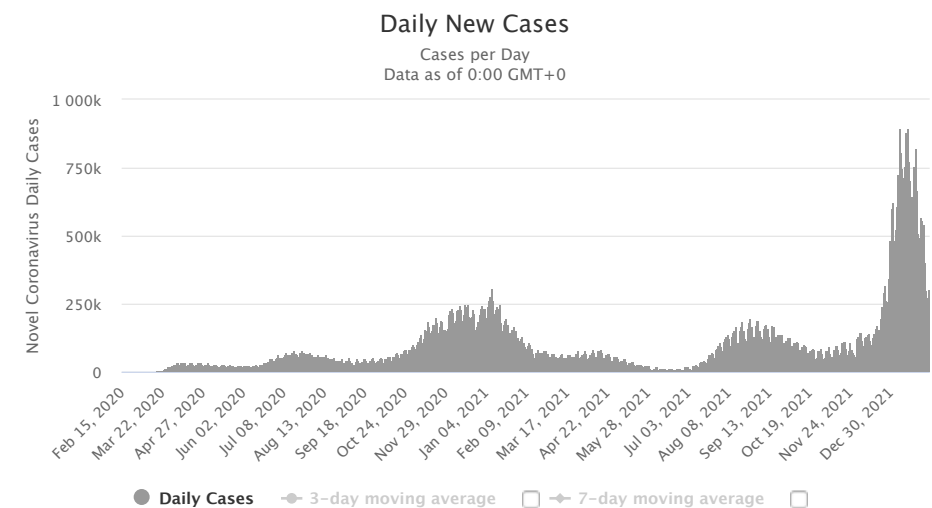
37	(/coronavirus/usa/west-virginia/)									
38	Nebraska (/coronavirus/usa/nebraska/)	443,144		3,705		N/A	N/A	229,085	1,915	4,91
39	Idaho (/coronavirus/usa/idaho/)	384,791		4,453		143,034	237,304	215,320	2,492	2,6
40	Rhode Island (/coronavirus/usa/rhode-island/)	345,836		3,334		N/A	N/A	326,457	3,147	7,21
41	New Hampshire (/coronavirus/usa/new-hampshire/)	278,691		2,232		267,255	9,204	204,963	1,642	4,21
42	Delaware (/coronavirus/usa/delaware/)	248,910		2,552		190,424	55,934	255,616	2,621	91
43	Montana (/coronavirus/usa/montana/)	244,555		3,026		227,093	14,436	228,817	2,831	2,5
44	South Dakota (/coronavirus/usa/south-dakota/)	228,938		2,665		197,484	28,789	258,787	3,012	2,0
45	North Dakota (/coronavirus/usa/north-dakota/)	226,742		2,115		219,505	5,122	297,537	2,775	61
46	Hawaii (/coronavirus/usa/hawaii/)	221,533		1,191		N/A	N/A	156,464	841	3,21
47	Alaska (/coronavirus/usa/alaska/)	213,606		1,060		146,432	66,114	291,993	1,449	3,9
48	Maine (/coronavirus/usa/maine/)	177,099		1,759		N/A	N/A	131,749	1,309	4,51
49	Wyoming (/coronavirus/usa/wyoming/)	148,382		1,650		143,882	2,850	256,380	2,851	1,3
50	District Of Columbia (/coronavirus/usa/district-of-columbia/)	131,093		1,290		N/A	N/A	185,750	1,828	2,9
51	Vermont (/coronavirus/usa/vermont/)	105,569		545		68,408	36,616	169,184	873	3,2
52	Puerto Rico	459,204		3,887		231,418	223,899	135,581	1,148	3,7
53	Guam	33,788		296		27,402	6,090			3
54	United States Virgin Islands	14,935		102		14,361	472			3
55	Northern Mariana Islands	5,314		23		4,226	1,065			
56	American Samoa	4				4	0			
57	Veteran Affairs	578,886		19,341		516,101	43,444			6,6
58	US Military	537,357		665		445,925	90,767			
59	Federal Prisons	66,945		291		N/A	N/A			1:

60	Navajo Nation	50,428	1,619	46,856	1,953			4
61	Grand Princess Ship	122	7	115	0			
62	Wuhan Repatriated	3		3	0			
63	Diamond Princess Ship	46		46	0			
	Total:	76,882,290	917,600	47,112,620	28,852,070	232,271	2,772	908,4

Total Coronavirus Cases in the United States

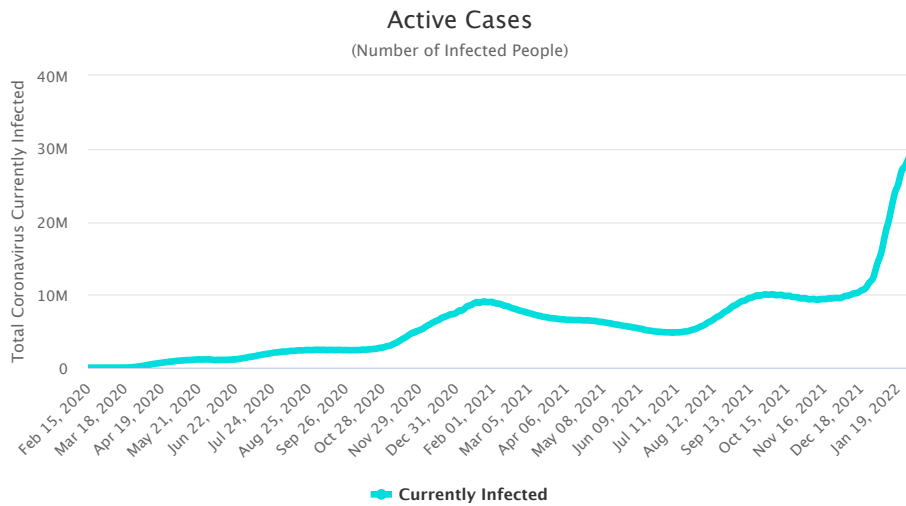


Daily New Cases in the United States

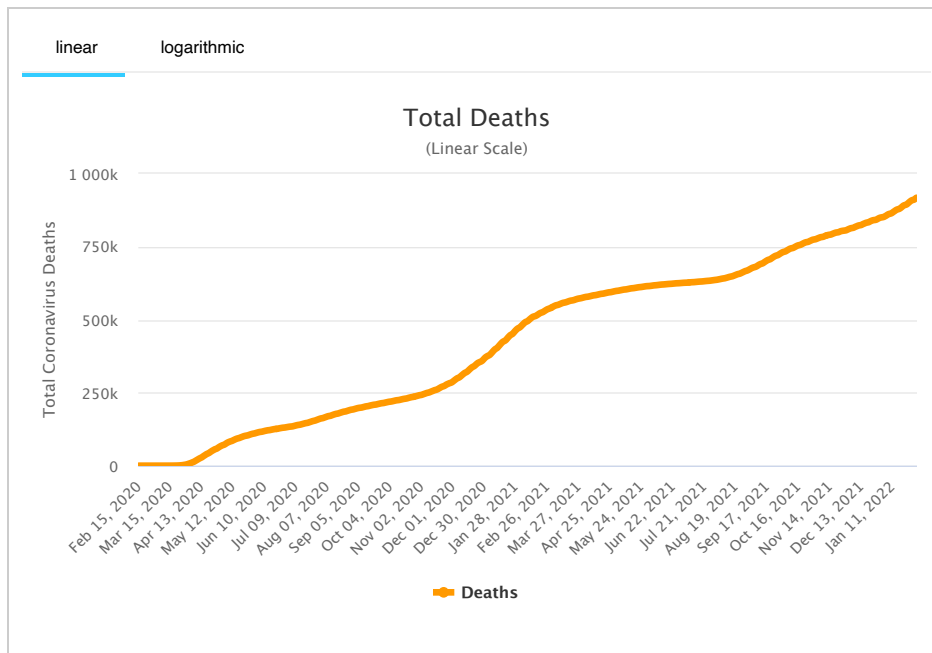


See also: [Daily Deaths Graph](#)

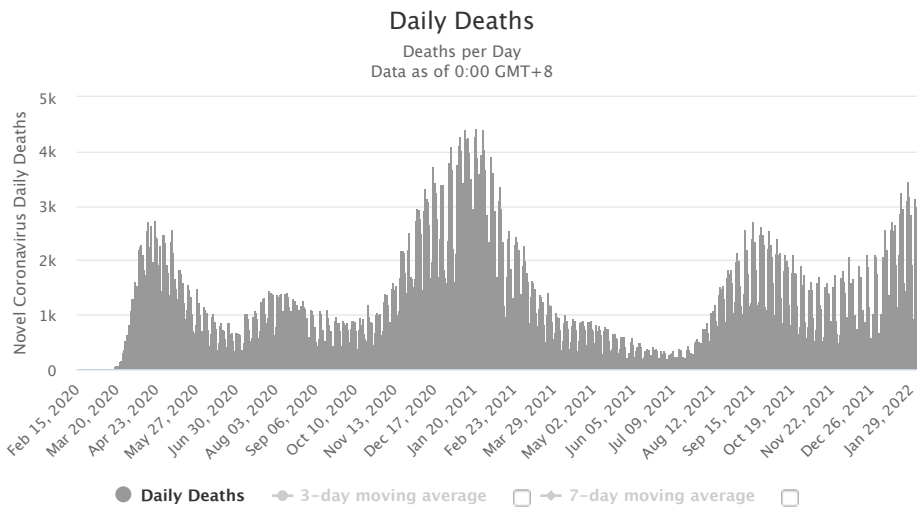
Active Cases in the United States



Total Coronavirus Deaths in the United States



Daily New Deaths in the United States



See also: [Daily Cases Graph](#)

Latest News

February 2 (GMT)

Updates

- 302,177 new cases and 2,990 new deaths in [the United States \(/coronavirus/country/us/\)](#)

February 1

January 31

January 30

January 29

January 28

[View More News](#)

Historical account of the initial stages of the epidemic in the United States

Content:

- First 20 cases in the United States
- Progression of first suspected cases
- Timeline of initial events
- Sources for the historical account

First 20 cases in the United States

Information collected on the first 20 domestic cases (not including repatriated cases and Diamond Princess cruise ship evacuee cases) is presented in the table below:

State	Cases	Sex	Age	Date	Case #	Location	Source
Oregon	1			Feb. 29	17 th	Washington C.	
Washington	2			Feb. 29	18, 19 th		
	1	M	30s	Jan. 21	1 st	Snohomish	[7]
Illinois	1			Mar. 1	20 th		
	1	M	60s	Jan. 30	6 th	Chicago	[12]
	1	F	60s	Jan. 24	2 nd	Chicago	[8]
California	2	unkn.	unkn.	Jan. 26	3 rd , 4 th	Orange C., L.A.	[9]
	1	M	adult	Jan. 31	7 th	Santa Clara C.	[17][18]
	1	F	unkn.	Feb. 2	9 th	Santa Clara C.	
	1	M	57	Feb. 2	10 th	San Benito C.	
	1	F	57	Feb. 2	11 th	San Benito C.	
	1		65	Feb. 28	16 th	Santa Clara C.	
	1			Feb. 21	13 th	Humboldt C.	
	1			Feb. 21	14 th	Sacramento C.	
	1			Feb. 26	15 th	[Northern California]	
Massachusetts	1	M	20s	Feb. 1	8 th	Boston	[16]
Arizona	1	unkn.	student	Jan. 26	5 th	Maricopa County	
Wisconsin	1			Feb. 5	12 th	Madison	

Patients Under Investigation (PUI) in the United States

CDC in the early stages released information regarding the number of cases and people under investigation that was updated regularly on Mondays, Wednesdays, and Fridays. Below we provide the historical reports that we were able to gather in order to track the progression in the number of suspected cases and US states involved through time in the initial stages

As of Feb. 10:

<i>Number of U.S. States with PUI</i>	<i>36</i>
Positive	12
Negative	318
Pending (specimens awaiting testing)	68
TOTAL	398

As of Feb. 7:

<i>Number of U.S. States with PUI</i>	<i>36</i>
Positive	12
Negative	225
Pending (specimens awaiting testing)	100
TOTAL	337

As of Feb. 5:

<i>Number of U.S. States with PUI</i>	<i>36</i>
Positive	11
Negative	206
Pending (specimens awaiting testing)	76
TOTAL	293

As of Feb. 3:

<i>Number of U.S. States with PUI</i>	<i>36</i>
Positive	11
Negative	167
Pending (specimens awaiting testing)	82
TOTAL	260

As of January 31:

<i>Number of U.S. States with PUI</i>	<i>36</i>
Positive	6
Negative	114
Pending (specimens awaiting testing)	121
TOTAL	241

Previously, as of January 29, there were 92 suspected cases awaiting testing.

--	--

Number of U.S. States with PUI	36
Positive	5
Negative	68
Pending (specimens awaiting testing)	92
TOTAL	165

Timeline of Events

-  On January 31, HHS declared Coronavirus a Public Health Emergency in the US (<https://www.hhs.gov/about/news/2020/01/31/secretary-azar-declares-public-health-emergency-us-2019-novel-coronavirus.html>)
As of Jan. 31, the Wuhan coronavirus is officially a public health emergency in the United States, Alex Azar, secretary of the US Department of Health and Human Services (HHS), announced at a White House press briefing.
-  On Jan. 31, the U.S. Centers for Disease Control and Prevention (CDC) **issued a federal quarantine for 14 days** affecting the 195 American evacuees from Wuhan, China. Starting Sunday, Feb. 2, U.S. citizens, permanent residents and immediate family who have visited China's Hubei province will undergo a **mandatory 14 days quarantine** and, if they have visited other parts of China, they would be screened at airports and asked to self-quarantine for 14 days. The last time the CDC had issued a quarantine was over 50 years ago in the 1960s, for smallpox.
-  President Donald Trump signed an order on Jan. 31 for the U.S. to **deny entry to foreign nationals who traveled to China** within the preceding two weeks, aside from the immediate family of U.S. citizens.
- On Jan. 30, the CDC had confirmed the **first case of person to person transmission in the U.S.:** ^[12] the husband of the Chicago, Illinois case who had returned from Wuhan, China on Jan. 13 and who tested positive for the virus on Jan. 24).
- CDC stated on Jan. 30 that "It is likely there will be more cases of 2019-nCoV reported in the U.S. in the coming days and weeks, including more person-to-person spread."^[12]
- The virus had been confirmed in **5 states**.
- On Jan. 31, **New York City** health officials vehemently denied the rumor regarding a coronavirus case in the city. ^[13] On Feb. 1, however, the city's health commissioner did report that there was a test being performed on a person under 40 who had returned from China, developed matching symptoms, and tested negative to the seasonal flu.
- Most US patients had recently visited Wuhan.**
- All of the first five U.S. cases were described as **mild**.
- A study on the first US case of novel coronavirus detailed mild symptoms followed by pneumonia (https://www.cnn.com/2020/01/31/health/washington-coronavirus-study-nejm/index.html?utm_term=link&utm_medium=social&utm_content=2020-02-01T00)

U.S. Airlines suspended ALL flights between the U.S. and China

On Friday, January 31, Delta, American and United announced they would temporarily suspend all of their mainland China flights in response to the coronavirus outbreak.^[14]

Prior to this January 31 announcement:

- UNITED AIRLINES**
on Jan. 28 had announced it would cut 24 flights between the U.S. and China for the first week of February.
- AMERICAN AIRLINES**

on Jan. 29 had announced it would suspend flights from Los Angeles to Shanghai and Beijing from Feb. 9 through March 27, 2020. It will maintain its flight schedules (10 daily A/R) from Dallas-Fort Worth to Shanghai and Beijing, as well as from Los Angeles and Dallas-Fort Worth to Hong Kong.

- **DELTA**

had not adjusted its schedule of direct flights from the U.S. to China. It is the only airline with direct flights to not take action so far.

The White House was considering issuing a ban on flights between the United States and China, as of late Jan. 28^[11]. Italy has announced on January 31 that it was suspending all flights to and from China following the first 2 cases of coronavirus in Italy.

Travel Alert: Do Not Travel to China

- The U.S. State Department on January 30 issued a **Level 4: Do Not Travel to China Alert** (<https://travel.state.gov/content/travel/en/traveladvisories/traveladvisories/china-travel-advisory.html>) ^[4] (the highest level of alert).
- Previously, on January 29, the advisory was set at a lower "Level 3: Reconsider Travel" advising not to travel to Hubei Province: (Level 4) and reconsider travel to the remainder of China (Level 3).
- The CDC on Jan. 28 issued a Level 3 Warning (<https://wwwnc.cdc.gov/travel/notices/warning/novel-coronavirus-china>), recommending that travelers **avoid all nonessential travel to China** ^[5].

Screening incoming passengers at 20 airports in the U.S.

On January 17, the CDC announced that 3 airports in the United States would begin screening incoming passengers from China: SFO, JFK, and LAX ^[6] Other 2 airports were added subsequently, and on January 28, the U.S. Department of Health and Human Services (HHS) announced that 15 additional U.S. airports (bringing the total to 20) would begin screening incoming travelers from China.

Below is the complete list of airports where screening for the 2019 Novel Coronavirus (2019-nCoV) is in place:

- Los Angeles International (LAX)
- San Francisco International (SFO)
- Chicago O'Hare
- New York JFK
- Atlanta Hartsfield-Jackson International
- Houston George Bush Intercontinental
- Dallas-Fort Worth International
- San Diego International
- Seattle-Tacoma International
- Honolulu International
- Anchorage Ted Stevens International
- Minneapolis-St. Paul International
- Detroit Metropolitan
- Miami International
- Washington Dulles International

- Philadelphia International
- Newark Liberty International
- Boston Logan International
- El Paso International
- Puerto Rico's San Juan Airport

Sources for the historical account

1. Novel Coronavirus (2019-nCoV) situation reports (<https://www.who.int/emergencies/diseases/novel-coronavirus-2019/situation-reports/>) - World Health Organization (<https://www.who.int/>) (WHO)
2. 2019 Novel Coronavirus (2019-nCoV) in the U.S (<https://www.cdc.gov/coronavirus/2019-ncov/cases-in-us.html>) - U.S. Centers for Disease Control and Prevention (<https://www.cdc.gov/>) (CDC)
3. Symptoms of Novel Coronavirus (2019-nCoV) (<https://www.cdc.gov/coronavirus/2019-ncov/about/symptoms.html>) - CDC
4. China Travel Advisory (<https://travel.state.gov/content/travel/en/traveladvisories/traveladvisories/china-travel-advisory.html>) - U.S. State Department, accessed January 31, 2020.
5. Novel Coronavirus in China - Warning - Level 3, Avoid Nonessential Travel (<https://wwwnc.cdc.gov/travel/notices/warning/novel-coronavirus-china>) - CDC, January 28, 2020.
6. Public Health Screening to Begin at 3 U.S. Airports for 2019 Novel Coronavirus ("2019-nCoV") (<https://www.cdc.gov/media/releases/2020/p0117-coronavirus-screening.html>) - CDC January 17, 2020
7. First Travel-related Case of 2019 Novel Coronavirus Detected in United States (<https://www.cdc.gov/media/releases/2020/p0121-novel-coronavirus-travel-case.html>) - CDC, January 21, 2020
8. Second Travel-related Case of 2019 Novel Coronavirus Detected in United States (<https://www.cdc.gov/media/releases/2020/p0124-second-travel-coronavirus.html>) - CDC, January 24, 2020
9. CDC confirms additional cases of 2019 Novel Coronavirus in United States (<https://www.cdc.gov/media/releases/2020/s0126-coronavirus-new-cases.html>) - CDC, January 26, 2020
10. 2019 Novel Coronavirus (2019-nCoV) in the U.S. (<https://www.cdc.gov/coronavirus/2019-ncov/cases-in-us.html>) - CDC, Updated January 29, 2020
11. White House considers ban on flights to China amid coronavirus outbreak (<https://eu.usatoday.com/story/travel/news/2020/01/28/white-house-considers-ban-china-flights-amid-coronavirus-outbreak/4602839002/>) - USA Today, Jan. 28, 2020
12. CDC Confirms Person-to-Person Spread of New Coronavirus in the United States (<https://www.cdc.gov/media/releases/2020/p0130-coronavirus-spread.html>) - CDC Press Release, Jan. 30, 2020
13. NYC Officials Deny Report Of Coronavirus Amid Confusion (<https://www.forbes.com/sites/sergeiklebnikov/2020/01/31/nyc-officials-deny-report-of-coronavirus-amid-confusion/#351e47b5652c>) - Forbes, Jan. 31, 2020
14. Delta, American, United to suspend all China mainland flights as coronavirus crisis grows (<https://eu.usatoday.com/story/travel/2020/01/31/coronavirus-china-flight-ban-delta-cuts-all-flights-white-house/4620989002/>) - USA Today, Jan. 31, 2020
15. Secretary Azar Declares Public Health Emergency for United States for 2019 Novel Coronavirus (<https://www.hhs.gov/about/news/2020/01/31/secretary-azar-declares-public-health-emergency-us-2019-novel-coronavirus.html>) - U.S. Department of Health and Human Services (HHS), Jan. 31, 2020
16. Man returning from Wuhan, China is first case of 2019 Novel Coronavirus confirmed in Massachusetts (<https://www.mass.gov/news/man-returning-from-wuhan-china-is-first-case-of-2019-novel-coronavirus-confirmed-in>) - Massachusetts Department of Public Health, Feb. 1, 2020
17. County of Santa Clara Public Health Department Reports First Case of Novel (new) Coronavirus (<https://www.sccgov.org/sites/phd/news/Pages/novel-coronavirus-1-31-2020.aspx>) - Santa Clara County Public Health, Jan. 31, 2020
18. Coronavirus: First case confirmed in Santa Clara County (<https://www.mercurynews.com/2020/01/31/santa-clara-coronavirus/>) - Mercury News, Jan. 31, 2020

worldometer (/)

[about \(/about/\)](#) | [faq \(/faq/\)](#) | [languages \(/languages/\)](#) | [contact \(/contact/\)](#) | [report coronavirus cases \(/report_us/\)](#)

[\(/newsletter-subscribe/\)](#) <https://twitter.com/Worldometers> <https://www.facebook.com/Worldometers.info>

© Copyright Worldometers.info - All rights reserved - Disclaimer & Privacy Policy (/disclaimer/)

